




|                      |  <p><b>Spirit Pinnacle PPO</b><br/>1200/2500/5000<br/>(PPO)</p>  |           |        |        |        |      |      |      |      |  |  |
|----------------------|---|-----------|--------|--------|--------|------|------|------|------|--|--|
| Individual:          | <b>\$56.18</b> /mo  |           |        |        |        |      |      |      |      |  |  |
| Individual +1:       | \$114.61/mo   |           |        |        |        |      |      |      |      |  |  |
| Family:              | \$189.28/mo   |           |        |        |        |      |      |      |      |  |  |
|                      | <a href="#">ENROLL NOW</a>  |           |        |        |        |      |      |      |      |  |  |
| Deductible:          | \$100 Lifetime  |           |        |        |        |      |      |      |      |  |  |
| Max. Annual Benefit: | Up to \$5,000.00  |           |        |        |        |      |      |      |      |  |  |
| Cleaning:            | <table> <tr> <th>Plan Pays</th><th>Year 1</th><th>Year 2</th><th>Year 3</th></tr> <tr> <td>100%</td><td>100%</td><td>100%</td><td>100%</td></tr> </table> <p>Waiting Period: No Waiting Period!</p> | Plan Pays | Year 1 | Year 2 | Year 3 | 100% | 100% | 100% | 100% |  |  |
| Plan Pays            | Year 1  | Year 2    | Year 3 |        |        |      |      |      |      |  |  |
| 100%                 | 100%  | 100%      | 100%   |        |        |      |      |      |      |  |  |
| X-ray:               | <table> <tr> <th>Plan Pays</th><th>Year 1</th><th>Year 2</th><th>Year 3</th></tr> <tr> <td>50%</td><td>60%</td><td>80%</td><td></td></tr> </table> <p>Waiting Period: No Waiting Period!</p>        | Plan Pays | Year 1 | Year 2 | Year 3 | 50%  | 60%  | 80%  |      |  |  |
| Plan Pays            | Year 1  | Year 2    | Year 3 |        |        |      |      |      |      |  |  |
| 50%                  | 60%   | 80%       |        |        |        |      |      |      |      |  |  |
| Filling:             | <table> <tr> <th>Plan Pays</th><th>Year 1</th><th>Year 2</th><th>Year 3</th></tr> <tr> <td>50%</td><td>60%</td><td>80%</td><td></td></tr> </table> <p>Waiting Period: No Waiting Period!</p>        | Plan Pays | Year 1 | Year 2 | Year 3 | 50%  | 60%  | 80%  |      |  |  |
| Plan Pays            | Year 1  | Year 2    | Year 3 |        |        |      |      |      |      |  |  |
| 50%                  | 60%   | 80%       |        |        |        |      |      |      |      |  |  |
| Root Canal:          | <table> <tr> <th>Plan Pays</th><th>Year 1</th><th>Year 2</th><th>Year 3</th></tr> <tr> <td>25%</td><td>30%</td><td>60%</td><td></td></tr> </table> <p>Waiting Period: No Waiting Period!</p>        | Plan Pays | Year 1 | Year 2 | Year 3 | 25%  | 30%  | 60%  |      |  |  |
| Plan Pays            | Year 1  | Year 2    | Year 3 |        |        |      |      |      |      |  |  |
| 25%                  | 30%   | 60%       |        |        |        |      |      |      |      |  |  |
| Crown:               | <table> <tr> <th>Plan Pays</th><th>Year 1</th><th>Year 2</th><th>Year 3</th></tr> <tr> <td>25%</td><td>30%</td><td>60%</td><td></td></tr> </table> <p>Waiting Period: No Waiting Period!</p>        | Plan Pays | Year 1 | Year 2 | Year 3 | 25%  | 30%  | 60%  |      |  |  |
| Plan Pays            | Year 1  | Year 2    | Year 3 |        |        |      |      |      |      |  |  |
| 25%                  | 30%   | 60%       |        |        |        |      |      |      |      |  |  |
| Oral Surgery:        | <table> <tr> <th>Plan Pays</th><th>Year 1</th><th>Year 2</th><th>Year 3</th></tr> <tr> <td>25%</td><td>30%</td><td>60%</td><td></td></tr> </table> <p>Waiting Period: No Waiting Period!</p>        | Plan Pays | Year 1 | Year 2 | Year 3 | 25%  | 30%  | 60%  |      |  |  |
| Plan Pays            | Year 1  | Year 2    | Year 3 |        |        |      |      |      |      |  |  |
| 25%                  | 30%   | 60%       |        |        |        |      |      |      |      |  |  |
| Extractions:         | <table> <tr> <th>Plan Pays</th><th>Year 1</th><th>Year 2</th><th>Year 3</th></tr> <tr> <td>25%</td><td>30%</td><td>60%</td><td></td></tr> </table> <p>Waiting Period: No Waiting Period!</p>        | Plan Pays | Year 1 | Year 2 | Year 3 | 25%  | 30%  | 60%  |      |  |  |
| Plan Pays            | Year 1  | Year 2    | Year 3 |        |        |      |      |      |      |  |  |
| 25%                  | 30%   | 60%       |        |        |        |      |      |      |      |  |  |
| Dentures   Bridges:  | <table> <tr> <th>Plan Pays</th><th>Year 1</th><th>Year 2</th><th>Year 3</th></tr> <tr> <td>25%</td><td>30%</td><td>60%</td><td></td></tr> </table> <p>Waiting Period: No Waiting Period!</p>        | Plan Pays | Year 1 | Year 2 | Year 3 | 25%  | 30%  | 60%  |      |  |  |
| Plan Pays            | Year 1  | Year 2    | Year 3 |        |        |      |      |      |      |  |  |
| 25%                  | 30%   | 60%       |        |        |        |      |      |      |      |  |  |
| Implants:            | Yes   |           |        |        |        |      |      |      |      |  |  |
| Orthodontia:         | <a href="#">Yes - See Brochure for Details</a>  |           |        |        |        |      |      |      |      |  |  |

|                  |   |  |  |
|------------------|---|--|--|
| Vision Benefit:  | <a href="#">Available - See Brochure for Details</a>  |  |  |
| Plan Highlights: | Annual maximum benefit increases annually: 1200 = year 1, 2500 = year 2, 5000 = year 3+ \$1200 per child lifetime ortho maximum |  |  |
| Application Fee: | 25.00   |  |  |
| Effective Date:  | 06/08/2025  |  |  |
| Dentist Search:  |  <a href="#">Dentist Search</a>                |  |  |
| Plan Brochure:   |  <a href="#">View Plan Brochure</a>            |  |  |
|                  | <a href="#">ENROLL NOW</a>  |  |  |